

# RWE in the Benelux








## RWE Generation NL







 **700+**  
employees

## RWE Renewables Benelux

 **150+**  
employees

## Sites

-  A Office RWE Generation NL, Geertruidenberg
-  B Amer power station, 631 MWe, 350 MWth & 0.5 MWpdc
-  C Eemshaven power station, 1,554 MW
-  D Magnum power station, 1,410 MWe & 5.66 MWpdc
-  E Moerdijk power station, 774 MW
-  F Claus power station, 1,304 MW & 11 MW
-  G Swentibold power station, 245 MWe, 275 MWth

-  1 Office RWE Renewables Benelux, Zwolle
-  2 Office RWE Renewables Benelux, Utrecht
-  3 Volkerak, 9 MW
-  4 Sabinapolder, 7 MW
-  5 Karolinapolder, 2 MW
-  6 Halsteren, 7 MW
-  7 Kattenberg-Reedijk, 10 MW
-  8 Zuidwester, 90 MW
-  9 Westereems, 171 MW
-  10 Oostpolder, 36 MW
-  11 Oostpolderdijk, 7.5 MW
-  12 Eekerpolder, 63 MW
-  13 Kerkrade, 14 MWpdc
-  14 Geertruidenberg, 8.4 MWpdc
-  15 Pumped-storage power plant Vianden, Luxemburg, 1,291 MW
-  16 Thornton Bank, 87 MW (rental & exploitation)
-  17 OranjeWind, 760 MW under development
-  18 Kattenberg, 6 MWpdc under development
-  19 Gelderse Waard, 20 MW under development

## Legenda

- |   |                     |   |
|---|---------------------|---|
|  | Office              |  |
|  | Gas fired           |  |
|  | Coal fired          |  |
|  | Biomass             |  |
|  | Solar farm          |  |
|  | Floating solar farm |  |
|  | Hydro power         |  |
|  | Wind farm on land   |  |
|  | Wind farm at sea    |  |

