


<b>RWE</b>	Instruction Traffic rules RWE-G-NL	Instruction: I039-006
		Doc no: 2020-31095

I039-006 Traffic rules RWE-G-NL

Location RWE Generation NL  
 Department Health & Safety GES-NL  
 Validity until 01-09-2026

Document information				
Version	Version date	Author	Check	Authorisation
1.1	30-10-2023	T. Adrichem	M. Meesters	R. Kamst
<b>Check what applies</b>				
<b>Publication:</b>	<input checked="" type="checkbox"/> <b>Doc2E</b>	<input checked="" type="checkbox"/> <b>KMS</b>	<input checked="" type="checkbox"/> <b>Contractor site</b>	<input checked="" type="checkbox"/> <b>GCC Connect site</b>
<input type="checkbox"/>	Consent of Works Council		Feature:	[yyyy-xxx]
Changes compared to previous version				
<ul style="list-style-type: none"> <li>Instruction transferred to new template</li> <li>Periodic review</li> <li>Textual adjustments</li> <li>GCC replaced for RWE-G-NL</li> </ul>				
Purpose instruction				
Safe traffic movements, minimise risk of collisions, running over, bumping, tripping, falling.				
Related documents				
Type of document	Title			Code
Input	General RI&E			
Instruction	Live saving rules/ port instruction			
Instruction	Safe use of forklift trucks			I032-002
Flyer	Gate flyers both general and also those for trucks			
Instruction	Access procedure RWE-G-NL			I039-001

	<b>Instruction</b> Traffic rules RWEG-NL	Instruction: I039-006
		Doc no: 2020-31095

## Terminology & abbreviations

Abbreviation/term	Meaning
[Enter abbreviation or term]	[Describe the meaning/definition]


## General

- The Road Traffic Act applies unabated at our RWE Generation NL sites
- Always follow instructions from company staff and security
- As a driver of a vehicle, always give way to pedestrians
- As a pedestrian, always follow the designated route and cross at designated locations (footpaths and pedestrian crossings)
- Report slipperiness immediately and spread salt if locally available
- Diesel-powered vehicles are not allowed inside covered facilities unless there is demonstrable valid exemption from the site
- Violation of all applicable traffic rules may affect individual entry rights (period), multiple violations may affect the entire firm.
- Follow I039-001, access procedure, to obtain proper authorisation to enter the premises with a vehicle

### Life-saving rule:



I drive, ride and  
walk safely

	<p>Instruction</p> <p>Traffic rules RWEG-NL</p>	<p>Instruction: 1039-006</p>
		<p>Doc no: 2020-31095</p>

### Vehicles in locations

Additional rules for vehicles on sites:

- Observe the prevailing speed limit of the site and a maximum walking pace (6km/hour) near entrances and inside buildings, unless otherwise indicated
- Carry low-beam headlights in reduced/bad visibility, but also during the day
- All occupants wear seat belts while driving
- Park in appropriate place + engine off + parking card compulsorily visible behind windscreen
- Never block an (emergency) exit, fire brigade emplacement, water hydrant.
- It is not allowed to operate a mobile phone or other devices while driving. **Also, hands-free calling is NOT permitted on site.**
- The driver is demonstrably authorised to drive a vehicle on site (also for forklift, aerial work platform, etc.) and actively considers the route and possible hazards on the route in advance, especially with regard to people and collisions with structures (height restriction)

### Walking on locations


Additional rules when walking on sites:

- Use prescribed walkways and crossings (where available)
- Use the handrail of the stairs
- Do not make phone calls when walking on stairs
- Do not look at the mobile phone screen while walking
- Do not run at our locations

### Cycling in locations

Rules during cycling at venues:

- Keep predominantly two hands on handlebars (i.e. not with elbows on handlebars)
- Do not transport larger objects on the bike in/with the hand, use a suitable and safe way to do so with bin/basket/cart/backpack/...
- It is not allowed to operate or hold a mobile phone or other devices while cycling. **Also, hands-free calling is NOT permitted on site.** If necessary, stop in a safe place first.
- Ensure the bicycle is road safe (including lights, brakes). Bicycles should meet the legal standard and be inspected annually
- Keep to the speed limit on a bicycle too
- Never cycle in installations
- In case of slipperiness, follow local instructions
- In poor visibility, darkness, etc., lights on (front and rear)

	<p>Instruction</p> <p>Traffic rules RWEG-NL</p>	<p>Instruction: 1039-006</p>
		<p>Doc no: 2020-31095</p>

**Trucks/couriers on sites**

Rules see vehicles at locations +

- When reversing, use a reversing alarm, OR drive in reverse with supervision
- Use a proper staircase / handrail (sufficient facilities), do not improvise climbing up the front vehicle and do not stand unprotected at height with risk of falling. Handrail use is also mandatory here.
- Use earthing and wheel blocks if necessary.
- Use forklift truck (Kooiaap / Moffit) only outside around own vehicle, do not enter buildings with it.
- Always follow instructions from company staff and security.
- Additional PPE applies for loading/unloading outside the blue zone, e.g. at the warehouse: **When doing so, wear at least safety glasses against dust as well as safety shoes and helmet.**
- Any seat belt exemption for public roads does NOT apply on RWE premises; please use seat belts in vehicles everywhere on our premises.

**Commuting/work travel (business trips)**

Additional rules for RWE Generation employees:

- Limit mobile phone calls from the car while driving. Also, do not discuss emotional issues via phone i.c.w. driving. Park the car in a safe place.
- Do not participate in conference calls (such as Teams meetings) while driving
- Follow and comply with traffic rules
- Try to avoid travel distances by using online meetings where possible
- Take regular breaks (2 hours of driving, 15-minute break)

Not compulsory, but recommended:

- Use winter tyres in cold / slippery conditions
- Wear sunglasses when the sun is bright and low

**Annex(es)**